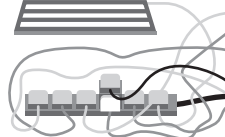
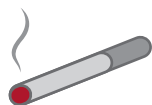


# Home Fire Safety CHECKLIST



## Here are some steps to help you stay safe:

- Don't leave cooking unattended** and don't cook if you're tired, under the influence of alcohol or drugs or on strong medication.
- If you smoke, **smoke outside**, at an open external door or window and never while under the influence. **Always use an appropriate ashtray.**
- Using a laptop? Make sure it's **placed on a hard surface**. Soft surfaces such as beds and sofas could ignite due to the heat from a laptop.
- Always turn** computers and laptops **off at night**.
- Don't overload** electrical sockets.
- Make sure all common areas and exits are **kept clear** of any combustible materials and don't leave any items in escape routes.
- With bin collections reduced at this time it is important that flammable items like cardboard or paper are **safely stored**.

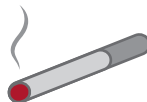


# Home Fire Safety CHECKLIST



## At night when you go to bed:

- Ensure white goods such as washing machine, dishwashers or tumble dryer are **switched off**, and **never used while sleeping or out**.
- Switch off** all electrical appliances not designed to be left on overnight.
- Don't leave** chargeable items like phones and tablets **charging overnight**.
- Turn off** portable heaters and put a fire-guard around the fire place.
- Keep mobility aids and any methods of calling for help **accessible** for a cared for person.
- Before going to bed, check any candles and cigarettes are **extinguished**.
- Make sure the main door keys are **accessible and in a safe place**.
- Close all the internal doors** before going to bed.



## And finally:

- Make sure you have **working smoke alarms**. Test them **once a week**.

